






BELL


Item code	86.S002.3321.01
Product type	Indoor
Category	Pendants
Family	BELL


Pictograms

220  
240 V


850°

CRI  
80



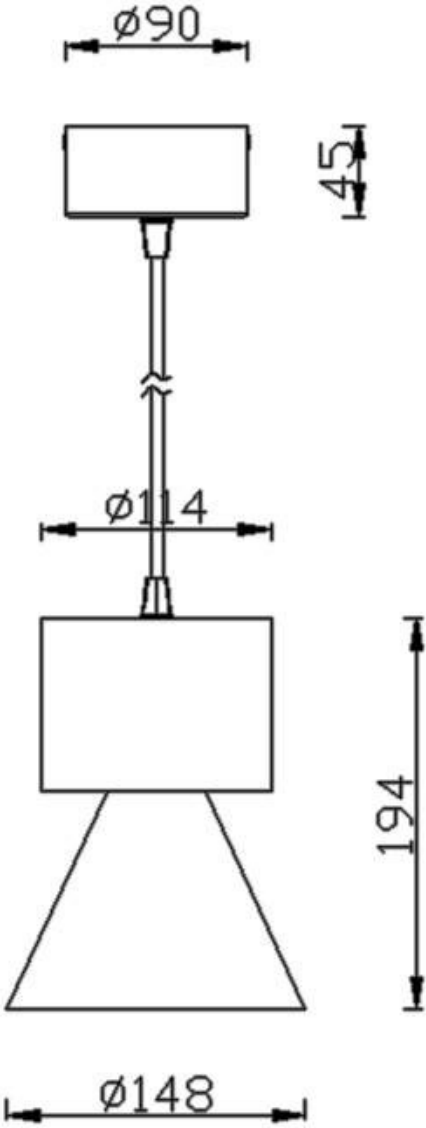
On  
Off

IP  
20

50000h  
L80B10

Scheme

Product	
Real power (W)	30
Real luminous flux (Lm)	2700
Luminous efficiency (Lm/W)	90
Beam angle (°)	24
Life time (h)	50000h L80B10
IP	20
Chip Brand	Philip
Control gear	ON-OFF
Colour temperature (K)	3000
Colour consistency (SDCM)	SDCM<3
CRI	80



Photometry

